



PolyKeg[®] PRO
logistics data sheets



PolyKeg® PRO logistics data sheets

EMPTY KEGS PALLETIZATION

PALLET 80X120 CM | 31.50"X47.24"

Palletization						
		12 L	16 L	20 L	24 L	30 L
		406 oz.	541 oz.	676 oz.	811 oz.	1014 oz.
Layers		5	4	4	4	4
Kegs per layer		15	15	15	12	11
Kegs per pallet		75	60	60	48	44
Height		2077 mm 81,77"	2044 mm 51,91"	2396 mm 94,33"	2384 mm 93,85"	2384 mm 93,85"
QUANTITY	pallet	kegs	kegs	kegs	kegs	kegs
CTR 20 ft Standard	11	825	660	495*	396*	363*
CTR 40 ft High Cube	24	1800	1440	1440	1152	1056
CTR 45 ft High Cube	32	2400	1920	1920	1536	1408
Truck 13,6 mt	32	2400	1920	1920	1536	1408

PALLET 100X120 CM | 39.37"X47.24"

Palletization						
		12 L	16 L	20 L	24 L	30 L
		406 oz.	541 oz.	676 oz.	811 oz.	1014 oz.
Layers		5	4	4	4	4
Kegs per layer		20	20	20	16	12
Kegs per pallet		100	80	80	64	48
Height		2077 mm 81,77"	2044 mm 51,91"	2396 mm 94,33"	2384 mm 93,85"	2384 mm 93,85"
QUANTITY	pallet	kegs	kegs	kegs	kegs	kegs
CTR 20 ft Standard	10	1000	800	600*	480*	360*
CTR 40 ft High Cube	22	2200	1760	1760	1408	1056
CTR 45 ft High Cube	26	2600	2080	2080	1664	1248
Truck 13,6 mt	26	2600	2080	2080	1664	1248

WARNINGS

Any stacking of pallets and the maximum number of layers must take into account the mechanical properties of the keg as reported on the technical data sheet, the local regulations, and the means and manner of handling and transport, as well as the conditions of the storage areas. Kegs are supplied on pallets, wrapped with white extensible film for better protection.

*Quantities refer to three layers palletization, compulsory for CTR 20 ft Standard.

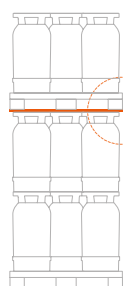


PolyKeg® PRO logistics data sheets

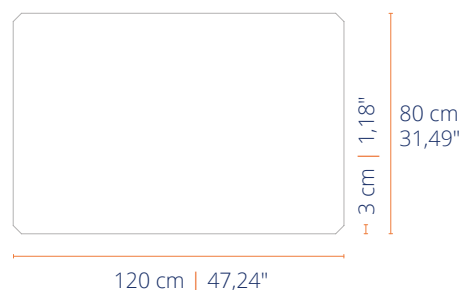
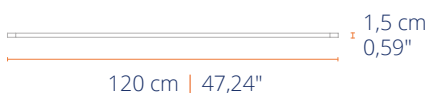
FILLED KEGS PALLETIZATION

PALLET 80X120 CM | 31.50"X47.24"

Palletization					
	12 L 406 oz.	16 L 541 oz.	20 L 676 oz.	24 L 811 oz.	30 L 1014 oz.
Layers	3*	2*	2*	2*	2*
Kegs per layer	15	15	15	12	11
Kegs per pallet	45	30	30	24	22
Height	1307 mm 51,45"	1098 mm 43,22"	1274 mm 50,15"	1268 mm 49,92"	1268 mm 49,92"
Stacking in storage					
Layers	3+3	2+2	2+2	2+2	2+2
Stacking for transport					
Layers	3+2	2+2	2+1	2+1	2+1



Wooden interlayer



WARNINGS*

Any stacking of pallets and the maximum number of layers must take into account the mechanical properties of the keg as reported on the technical data sheet, the local regulations, and the means and manner of handling and transport, as well as the conditions of the storage areas. When stacking pallets, the load must be evenly distributed by using a rigid interlayer or an overturned pallet between one pallet and another. We recommend wrapping the kegs on pallets with white stretch film for better protection.

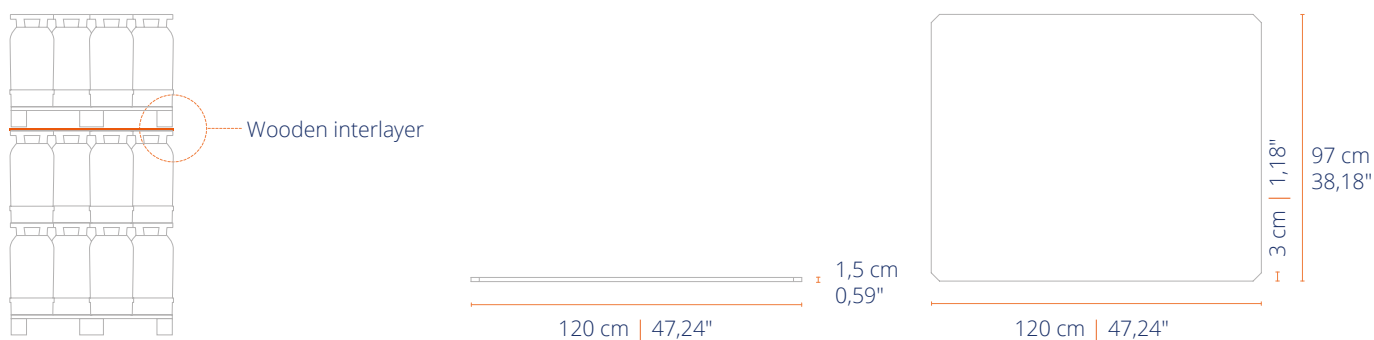


PolyKeg® PRO logistics data sheets

FILLED KEGS PALLETIZATION

PALLET 100X120 CM | 39.37"X47.24"

Palletization					
	12 L 406 oz.	16 L 541 oz.	20 L 676 oz.	24 L 811 oz.	30 L 1014 oz.
Layers	3*	2*	2*	2*	2*
Kegs per layer	20	20	20	16	12
Kegs per pallet	60	40	40	32	24
Height	1307 mm 51,45"	1098 mm 43,22"	1274 mm 50,15"	1268 mm 49,92"	1268 mm 49,92"
Stacking in storage					
Layers	3+3	2+2	2+2	2+2	2+2
Stacking for transport					
Layers	3+2	2+2	2+1	2+1	2+1



WARNINGS*

Any stacking of pallets and the maximum number of layers must take into account the mechanical properties of the keg as reported on the technical data sheet, the local regulations, and the means and manner of handling and transport, as well as the conditions of the storage areas. When stacking pallets, the load must be evenly distributed by using a rigid interlayer or an overturned pallet between one pallet and another. We recommend wrapping the kegs on pallets with white stretch film for better protection.



PolyKeg® PRO logistics data sheets

LOADING RECOMMENDATIONS

PALLET 80X120 CM | 31.50"X47.24"

	pallet	plan view
CTR 20 ft Standard	11	
CTR 40 ft High Cube	24	
CTR 45 ft High Cube	32	
Truck 13,6 mt	32	

PALLET 100X120 CM | 39.37"X47.24"

	pallet	plan view
CTR 20 ft Standard	10	
CTR 40 ft High Cube	22	
CTR 45 ft High Cube	26	
Truck 13,6 mt	26	

WARNINGS

When transporting filled kegs, it is recommended to use refrigerated containers.

When using refrigerated containers, the number of pallets may vary.

When stacking pallets, the load must be evenly distributed by using a rigid interlayer or an overturned pallet between one pallet and another.

In order to prevent damage to the kegs and/or falls, the pallets must be secured with straps and airbags must be inserted in the empty spaces.

the maximum number of layers must take into account the mechanical properties of the keg as reported on the technical data sheet, the local regulations, and the means and manner of handling and transport, as well as the conditions of the storage areas.